

DIAMOND BLADES

DRILLING & CUTTING PRODUCTS

DIAMOND BLADES

also carries an extensive line of Diamond Core Bits, Diamond Blades and Core Rigs.



- Industrial Quality
- For Dry & Wet Use
- Individually Blister Carded

Diamond Cutting Wheels are great for general contractor work. Each wheel comes with interchangeable adapters for use in virtually all hand-held saws and anglegrinders.

4" TUCK POINT DIAMOND CUTTING WHEEL	
<p>4" Part # TPS40 Price Each \$66.64</p>	<ul style="list-style-type: none"> • DRY TYPE • DIAMETER: 4" ± 0.70MM / 4-1/2" ± 0.70MM • TEETH THICKNESS: 0.25" (-0.00/+0.20MM) • 28 CRMO Body / LASER WELDED BLADE • 20MM ROUND ARBOR W/ 5/8" BUSHING ADAPTER (SOLID BRASS) • 20-25% CONCENTRATION OF DIAMOND GRAIN • 13,700 RPM MAXIMUM

4-1/2" TUCK POINT DIAMOND CUTTING WHEEL	
<p>4-1/2" Part # TPS45 Price Each \$77.75</p>	<ul style="list-style-type: none"> • DRY TYPE • DIAMETER: 4-1/2" ± 0.70MM • TEETH THICKNESS: 0.25" (-0.00/+0.20MM) • 28 CRMO Body / LASER WELDED BLADE • 20MM ROUND ARBOR W/ 5/8" BUSHING ADAPTER (SOLID BRASS) • 20-25% CONCENTRATION OF DIAMOND GRAIN • 13,700 RPM MAXIMUM

DIAMOND BLADES
DRILLING & CUTTING PRODUCTS

DIAMOND BLADES


4" CONTINUOUS RIM DIAMOND CUTTING WHEEL
Part # DCR40
Price Each \$14.58

- DRY & WET TYPE
- DIAMETER: 4" ± 0.70MM
- TEETH THICKNESS: 0.08" (-0.00/+0.20MM)
- 65MN BODY
- 7/8" ROUND ARBOR W/ 20MM & 5/8" BUSHING ADAPTER (SOLID BRASS)
- 20-25% CONCENTRATION OF DIAMOND GRAIN
- 13,700 RPM MAXIMUM


4-1/2" CONTINUOUS RIM DIAMOND CUTTING WHEEL
Part # DCR45
Price Each \$17.36

- DRY & WET TYPE
- DIAMETER: 4-1/2" ± 0.70MM
- TEETH THICKNESS: 0.08" (-0.00/+0.20MM)
- 65MN BODY
- 7/8" ROUND ARBOR W/ 20MM & 5/8" BUSHING ADAPTER (SOLID BRASS)
- 20-25% CONCENTRATION OF DIAMOND GRAIN
- 13,300 RPM MAXIMUM


7" CONTINUOUS RIM DIAMOND CUTTING WHEEL
Part # DCR70
Price Each \$39.58

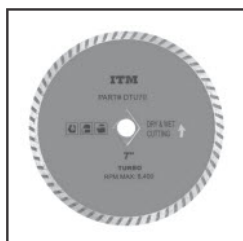
- DRY & WET TYPE
- DIAMETER: 7" ± 0.70MM
- TEETH THICKNESS: 0.08" (-0.00/+0.20MM)
- 65MN BODY
- 7/8" ROUND ARBOR W/ 20MM & 5/8" BUSHING ADAPTER (SOLID BRASS)
- 20-25% CONCENTRATION OF DIAMOND GRAIN
- 8,400 RPM MAXIMUM


4" TURBO DIAMOND CUTTING WHEEL
Part # DTU40
Price Each \$16.06

- DRY & WET TYPE
- DIAMETER: 4" ± 0.70MM
- TEETH THICKNESS: 0.08" (-0.00/+0.20MM)
- 65MN BODY
- 7/8" ROUND ARBOR W/ 20MM & 5/8" BUSHING ADAPTER (SOLID BRASS)
- 20-25% CONCENTRATION OF DIAMOND GRAIN
- 13,700 RPM MAXIMUM


4-1/2" TURBO DIAMOND CUTTING WHEEL
Part # DTU45
Price Each \$20.18

- DRY & WET TYPE
- DIAMETER: 4-1/2" ± 0.70MM
- TEETH THICKNESS: 0.08" (-0.00/+0.20MM)
- 65MN BODY
- 7/8" ROUND ARBOR W/ 20MM & 5/8" BUSHING ADAPTER (SOLID BRASS)
- 20-25% CONCENTRATION OF DIAMOND GRAIN
- 13,300 RPM MAXIMUM


7" TURBO DIAMOND CUTTING WHEEL
Part # DTU70
Price Each \$46.76

- DRY & WET TYPE
- DIAMETER: 7" ± 0.70MM
- TEETH THICKNESS: 0.08" (-0.00/+0.20MM)
- 65MN BODY
- 7/8" ROUND ARBOR W/ 20MM & 5/8" BUSHING ADAPTER (SOLID BRASS)
- 20-25% CONCENTRATION OF DIAMOND GRAIN
- 8,400 RPM MAXIMUM




also carries an extensive line of Diamond Core Bits, Diamond Blades and Core Rigs.

DIAMOND BLADES
DRILLING & CUTTING PRODUCTS

DIAMOND BLADES

4" SEGMENTED DIAMOND CUTTING WHEEL
Part # DCS40
Price Each \$14.58


- DRY TYPE
- DIAMETER: 4" ± 0.70MM
- TEETH THICKNESS: 0.08" (-0.00/+0.20MM)
- 65MN BODY
- 7/8" ROUND ARBOR W/ 20MM & 5/8" BUSHING ADAPTER (SOLID BRASS)
- 20-25% CONCENTRATION OF DIAMOND GRAIN
- 13,700 RPM MAXIMUM


4-1/2" SEGMENTED DIAMOND CUTTING WHEEL
Part # DCS45
Price Each \$17.36

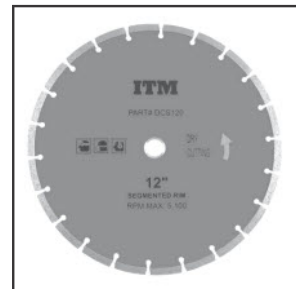
- DRY TYPE
- DIAMETER: 4-1/2" ± 0.70MM
- TEETH THICKNESS: 0.08" (-0.00/+0.20MM)
- 65MN BODY
- 7/8" ROUND ARBOR W/ 20MM & 5/8" BUSHING ADAPTER (SOLID BRASS)
- 20-25% CONCENTRATION OF DIAMOND GRAIN
- 13,300 RPM MAXIMUM


7" SEGMENTED DIAMOND CUTTING WHEEL
Part # DCS70
Price Each \$39.58

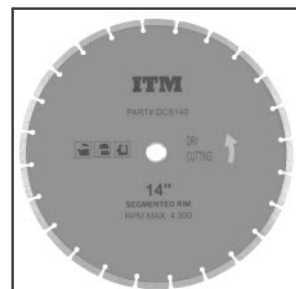
- DRY TYPE
- DIAMETER: 7" ± 0.70MM
- TEETH THICKNESS: 0.08" (-0.00/+0.20MM)
- 65MN BODY
- 7/8" ROUND ARBOR W/ 20MM & 5/8" BUSHING ADAPTER (SOLID BRASS)
- 20-25% CONCENTRATION OF DIAMOND GRAIN
- 8,400 RPM MAXIMUM


12" SEGMENTED DIAMOND CUTTING WHEEL
Part # DCS120
Price Each \$76.40

- DRY TYPE
- DIAMETER: 12"
- 65MN BODY
- TEETH THICKNESS: 0.1"(-0.05/+0.20mm)
- TEETH (HIGH): 0.256" (-0.20/+0.70mm)
- 1" ROUND ARBOR W/ 20MM & 7/8" BUSHING ADAPTER (SOLID BRASS)
- 20-25% CONCENTRATION OF DIAMOND GRAIN
- 5,000 RPM MAXIMUM


14" SEGMENTED DIAMOND CUTTING WHEEL
Part # DCS140
Price Each \$103.32

- DRY TYPE
- DIAMETER: 14"
- 65MN BODY
- TEETH THICKNESS: 0.12"(-0.05/+0.20mm)
- TEETH (HIGH): 0.315" (-0.20/+0.70mm)
- 1" ROUND ARBOR W/ 20MM & 7/8" BUSHING ADAPTER (SOLID BRASS)
- 20-25% CONCENTRATION OF DIAMOND GRAIN
- 4,300 RPM MAXIMUM



also carries an extensive line of Diamond Core Bits, Diamond Blades and Core Rigs.